



West Virginia Division of Natural Resources
Property & Procurement Office

wvOASIS Cover Sheet
for
Delivery Orders from Statewide and Agency Contracts

1. Statewide/Agency Contract Name: WWARF19

Item No.	Quantity	Description	Unit Price	Amount
		Conduct maintenance activities at		0.00
		121 public fishing access sites and		0.00
		WV Division of Natural Resources		0.00
		facilities per attached service agreement		0.00
		April 1, 2019 through December 31, 2019		0.00
		Not to exceed \$215,000		0.00
		To be billed monthly		0.00
		Account Information		0.00
				0.00
	1		212,406.16	212,406.16
				0.00
				0.00
TOTAL:	1		212,406.16	212,406.16

2. Funding Information:

Purchase Amount: 212,406.16

Fund: 3232 Fiscal Year: 2019 Unit: 6316 Appropriation Unit: 09900

Object Code: 6106 Function Code (If not applicable, please enter N/A): 019010
Sub-Obj: 6309

Program Code (If not applicable, please enter N/A): 0690001

3. Payment Method:


Check P-card

4. wvOASIS Shipping Code(s):

SP Code: Various

wvOASIS Billing Code(s):

BL Code: BL0110





West Virginia Division of Natural Resources
Property & Procurement Office

wvOASIS Cover Sheet
for
Delivery Orders from Statewide and Agency Contracts


5. Purchaser's Contact Information:

Name: Mark Scott
Email Address: Mark.T.Scott@wv.gov
Telephone Number: 304-558-2771

6. Approval:

 3/22/19
Section Approval Signature and Date
 3/27/19

Email this form and all backup documents to your Section's Procurement Liaison



West Virginia Division of Natural Resources
Property & Procurement Office

wvOASIS Cover Sheet
for
Delivery Orders from Statewide and Agency Contracts


5. **Purchaser's Contact Information:**

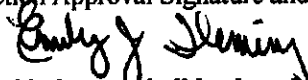
Name: Mark Scott

Email Address: Mark.T.Scott@wv.gov

Telephone Number: 304-558-2771

6. **Approval:**

 3/22/19
Section Approval Signature and Date

 3/27/19

Email this form and all backup documents to your Section's Procurement Liaison



710 Central Avenue, Charleston, West Virginia 25302
Phone: 304-205-7970 • Fax: 304-205-7915 • Website: www.wvarf.org

SERVICE AGREEMENT

Contractor: West Virginia Association of Rehabilitation Facilities, Inc.
710 Central Ave, Charleston, WV 25302

Work performed by: Various Community Rehabilitation Programs approved by the
Committee for the Purchase of Commodities and Services from the
Handicapped to participate in the program.

Work to be performed: Grounds Maintenance Services

Contract Site: Various Public Stream Access Sites (≥ 120) sites

Customer Contact: Mark Scott, Assistant Chief Warm Water Fisheries, Wildlife
Resources Section, Division of Natural Resources.

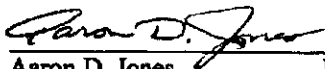
Period of Contract: April 1, 2019 – November 30, 2019


Billing Rate: Please see attached Pricing Sheet

Total Period Amount: Not to exceed \$212,406.16
\$32.50 per hour @ 6,535.5742 total hours
As per approved State Contract Pricing

Notes:

- *The Vendor agrees to furnish items required to perform the tasks agreed upon in the Scope of Work.*

 3/26/19
Aaron D. Jones Date
Executive Director, WVARF

 3/27/19
For the State of West Virginia Date

**SCOPE OF WORK
DNR DISTRICTS
SPORTSMAN STREAM ACCESS SITES**

1. Complete the following inside the site perimeter and within 3 feet outside the perimeter of the access and road:
 - a. Pick up trash
 - b. Cut weeds and grass
 - c. Clear brush around signs
2. Properly dispose of trash, weeds, and grass
3. After each site visit, complete the DNR Wildlife Resources Section "Sportsman Access Maintenance Form" and e-mail to District Office, DNR Wildlife Resources Headquarters. The form seeks the following types of information:
 - a. Indicate presence of signs: highway stream access, wood routed site sign, and two federal signs
 - b. Indicate the condition of the site's road, ramp, and slide
 - c. Indicate: evidence of open fires and illegal activities noticed
 - d. Number of trash bags filled/collected
 - e. Work performed: inspection, brush cleaning, debris pickup and edge trimming
(See attached DNR Wildlife Resources Section Sportsman Access Maintenance Form for each site.)
4. Visit following sites monthly and provide additional hours where indicated:

bnn

- **NEW FOR 2019**

If it is obvious that someone has used the site as a dump site, and there are tires, old appliances, etc., take a picture and send it to the District Biologist and to Mark Jackson at www.mjackson@wvarf.org.

If the site is a dump site there will be an online form to fill out as such on the WVDEP website and DEP will have it removed.

It is not mandated however it is recommended that before and after photos per site should become a standard practice.

2019 Stream Access

WWARF Work Center	Access Site	District	Visitation Frequency	Total Visits Per Month	Price Per Visit	Total Price Per Month	Total Hours Per Month	Total Months	Hours Per Site Visit	Annual Price	Total Annual Hours	
1	Buckhannon	Stonewall Jackson - Vandalia	3	Weekly	4	\$92.85	\$371.40	11.4	8	2.88		
2	Buckhannon	Stonewall Jackson - Georgetown	3	Weekly	4	\$92.85	\$371.40	11.4	8	2.88		
3	Buckhannon	Stonewall Jackson - Jacksonville	3	Weekly	4	\$92.85	\$371.40	11.4	8	2.88		
4	Buckhannon	Stonewall Jackson - Gladly Fork	3	Weekly	4	\$92.85	\$371.40	11.4	8	2.88		
5	Buckhannon	Stonewall Jackson - Tailwaters/Dam	3	Weekly	4	\$92.85	\$371.40	11.4	8	2.88		
6	Buckhannon	Stonecoal Lake - Lower Ramp	3	Weekly	4	\$92.85	\$371.40	11.4	8	2.88		
7	Buckhannon	River Road - Buckhannon	3	Bi-Weekly	2	\$58.50	\$117.00	3.6	8	1.80		
8	Buckhannon	Stonewall Jackson - Penn Run	3	Weekly	4	\$58.50	\$234.00	7.2	8	1.80		
					30		\$2,579.40	79.4			\$20,635.20	634.93
1	Clay County	Queen Shoals	3	Bi-Weekly	2	\$85.09	\$170.18	5.2	8	2.62		
2	Clay County	Upper King Shoals	3	Bi-Weekly	2	\$85.09	\$170.18	5.2	8	2.62		
3	Clay County	Duck	3	Bi-Weekly	2	\$85.09	\$170.18	5.2	8	2.62		
4	Clay County	Frametown	3	Bi-Weekly	2	\$85.09	\$170.18	5.2	8	2.62		
5	Clay County	Clay	3	Bi-Weekly	2	\$85.09	\$170.18	5.2	8	2.62		
6	Clay County	Tate Creek	3	Bi-Weekly	2	\$85.09	\$170.18	5.2	8	2.62		
7	Clay County	Hartland Bridge	3	Bi-Weekly	2	\$85.09	\$170.18	5.2	8	2.62		
8	Clay County	Ivydale	3	Bi-Weekly	2	\$85.09	\$170.18	5.2	8	2.62		
9	Clay County	Walbeck Lake	3	Weekly	4	\$263.80	\$1,055.20	32.5	8	8.12		
10	Clay County	Burnsville TW Below COE Area	3	Bi-Weekly	2	\$85.09	\$170.18	5.2	8	2.62		
					22		\$2,586.82	79.8			\$20,694.88	638.76
1	Developmental	Mouth of South Branch	2	Bi-Weekly	2	\$82.35	\$164.70	5.1	8	2.53		
2	Developmental	Indian Rocks	2	Bi-Weekly	2	\$82.35	\$164.70	5.1	8	2.53		
3	Developmental	Blue Ford North	2	Bi-Weekly	2	\$82.35	\$164.70	5.1	8	2.53		
4	Developmental	Blue Ford South	2	Bi-Weekly	2	\$82.35	\$164.70	5.1	8	2.53		
5	Developmental	Millson Bridge	2	Bi-Weekly	2	\$82.35	\$164.70	5.1	8	2.53		
6	Developmental	Romney Bridge	2	Bi-Weekly	2	\$82.35	\$164.70	5.1	8	2.53		
8	Developmental	Stony Run	2	Bi-Weekly	2	\$82.35	\$164.70	5.1	8	2.53		
9	Developmental	Hamison	2	Bi-Weekly	2	\$82.35	\$164.70	5.1	8	2.53		
10	Developmental	McNeil	2	Bi-Weekly	2	\$82.35	\$164.70	5.1	8	2.53		
11	Developmental	Old Fields Bridge	2	Bi-Weekly	2	\$82.35	\$164.70	5.1	8	2.53		
12	Developmental	Cacapon Crossings	2	Bi-Weekly	2	\$82.35	\$164.70	5.1	8	2.53		
13	Developmental	Rt. 127 Bridge	2	Bi-Weekly	2	\$82.35	\$164.70	5.1	8	2.53		
14	Developmental	Capon Lake Bridge	2	Bi-Weekly	2	\$82.35	\$164.70	5.1	8	2.53		
15	Developmental	Wardon Lake	2	Bi-Weekly	2	\$82.35	\$164.70	5.1	8	2.53		
16	Developmental	Paw Paw	2	Bi-Weekly	2	\$82.35	\$164.70	5.1	8	2.53		
17	Developmental	South Branch- Hanging Rock	2	Bi-Weekly	2	\$82.35	\$164.70	5.1	8	2.53		
18	Developmental	Wiley Ford	2	Bi-Weekly	2	\$82.35	\$164.70	5.1	8	2.53		
19	Developmental	Fisher Bridges South	2	Bi-Weekly	2	\$82.35	\$164.70	5.1	8	2.53		
					36		\$2,964.60	91.2			\$23,716.80	729.75
1	EastRidge	Shennondale Springs WMA	2	Weekly	4	\$78.71	\$314.84	9.7	8	2.42		
2	EastRidge	Bloomery Bridge	2	Bi-Weekly	2	\$78.71	\$157.42	4.8	8	2.42		

2019 Stream Access

WVARS Work Center	Access Site	District	Visitation Frequency	Total Visits Per Month	Price Per Visit	Total Price Per Month	Total Hours Per Month	Total Months	Hours Per Site Visit	Annual Price	Total Annual Hours
3	EastRidge	Millville	2	Bi-Weekly	2	\$78.71	\$157.42	4.8	8	2.42	
4	EastRidge	Cherry Run	2	Bi-Weekly	2	\$78.71	\$157.42	4.8	8	2.42	
5	EastRidge	Stone Bridge	2	Bi-Weekly	2	\$78.71	\$157.42	4.8	8	2.42	
6	EastRidge	RT 45 Bridge	2	Bi-Weekly	2	\$78.71	\$157.42	4.8	8	2.42	
7	EastRidge	Shanghai Bridge	2	Bi-Weekly	2	\$78.71	\$157.42	4.8	8	2.42	
8	EastRidge	Rt 9 Bridge	2	Bi-Weekly	2	\$78.71	\$157.42	4.8	8	2.42	
9	EastRidge	Priest Spring Public Fishing Area	2	Bi-Weekly	2	\$78.71	\$157.42	4.8	8	2.42	
					20		\$1,574.20	48.4		\$12,593.60	387.50
1	Gateway	Tuckahoe Lake	4	Bi-Weekly	2	\$80.86	\$161.72	5.0	8	2.49	
2	Gateway	Willowood	4	Bi-Weekly	2	\$80.86	\$161.72	5.0	8	2.49	
3	Gateway	Barger Springs	4	Bi-Weekly	2	\$80.86	\$161.72	5.0	8	2.49	
4	Gateway	Talcott	4	Bi-Weekly	2	\$80.86	\$161.72	5.0	8	2.49	
5	Gateway	Lowell	4	Bi-Weekly	2	\$80.86	\$161.72	5.0	8	2.49	
6	Gateway	Renick	4	Bi-Weekly	2	\$80.86	\$161.72	5.0	8	2.49	
7	Gateway	Mountain Valley Lake	4	Bi-Weekly	2	\$80.86	\$161.72	5.0	8	2.49	
8	Gateway	Sandstone	4	Bi-Weekly	2	\$80.86	\$161.72	5.0	8	2.49	
9	Gateway	Meadow Creek	4	Bi-Weekly	2	\$80.86	\$161.72	5.0	8	2.49	
					18		\$1,455.48	44.8		\$11,643.84	368.27
										\$211.25	6.80
1	Goodwill-Kanawha	Whitesville	5	Bi-Weekly	2	\$75.92	\$151.84	4.7	8	2.34	
2	Goodwill-Kanawha	Battle Ridge Bridge	5	Bi-Weekly	2	\$75.92	\$151.84	4.7	8	2.34	
3	Goodwill-Kanawha	Orgas	5	Bi-Weekly	2	\$75.92	\$151.84	4.7	8	2.34	
4	Goodwill-Kanawha	Fosterville	5	Bi-Weekly	2	\$75.92	\$151.84	4.7	8	2.34	
5	Goodwill-Kanawha	Rivar Bend	5	Bi-Weekly	2	\$75.92	\$151.84	4.7	8	2.34	
6	Goodwill-Kanawha	(Lincoln/Kanawha Line) FORKS of Coal	5	Bi-Weekly	2	\$75.92	\$151.84	4.7	8	2.34	
7	Goodwill-Kanawha	Clendenin	5	Bi-Weekly	2	\$75.92	\$151.84	4.7	8	2.34	
8	Goodwill-Kanawha	Blue Creek	5	Bi-Weekly	2	\$75.92	\$151.84	4.7	8	2.34	
9	Goodwill-Kanawha	Mink Shoals	5	Bi-Weekly	2	\$75.92	\$151.84	4.7	8	2.34	
10	Goodwill-Kanawha	Rollins Lake	6	Weekly	4	\$137.32	\$549.28	16.9	8	4.23	
11	Goodwill-Kanawha	Leon	5	Bi-Weekly	2	\$75.92	\$151.84	4.7	8	2.34	
12	Goodwill-Kanawha	Turkey Run Lake	6	Weekly	4	\$75.92	\$303.68	9.3	8	2.34	
13	Goodwill-Kanawha	Rt33/Rt2	6	Bi-Weekly	2	\$75.92	\$151.84	4.7	8	2.34	
14	Goodwill-Kanawha	Woodrum Lake	6	Weekly	4	\$108.62	\$426.48	13.1	8	3.26	
15	Goodwill-Kanawha	Elk Fork Lake	6	Weekly	4	\$137.32	\$549.28	16.9	8	4.23	
16	Goodwill-Kanawha	Frozen Camp Lake	6	Bi-Weekly	2	\$75.92	\$151.84	4.7	8	2.34	
17	Goodwill-Kanawha	O'Brien Lake	6	Weekly	4	\$75.92	\$303.68	9.3	8	2.34	
					44		\$3,954.48	121.7		\$31,635.84	973.41
1	Goodwill/KYOWVA	Harts Creek	5	Bi-Weekly	2	\$73.60	\$147.20	4.5	8	2.26	
2	Goodwill/KYOWVA	Salt Rock	5	Bi-Weekly	2	\$73.60	\$147.20	4.5	8	2.26	
2	Goodwill/KYOWVA	Milton CR 25	5	Bi-Weekly	2	\$73.60	\$147.20	4.5	8	2.26	
3	Goodwill/KYOWVA	Milton US 60 Bridge	5	Bi-Weekly	2	\$73.60	\$147.20	4.5	8	2.26	

2019 Stream Access

WVWRF Work Center	Access Site	District	Visitation Frequency	Total Visits Per Month	Price Per Visit	Total Price Per Month	Total Hours Per Month	Total Months	Hours Per Site Visit	Annual Price	Total Annual Hours
4	Goodwin/MKYOWVA	Yates Crossing, Mud River	5	Bi-Weekly	2	\$73.60	\$147.20	4.5	8	2.25	
				10		\$736.00	22.6			\$5,888.00	181.17
1	JCDC, Inc	Green Bottom	5	Bi-Weekly	2	\$780.00	\$1,560.00	48.0	8	24.00	
				2		\$1,580.00	48.0			\$12,480.00	364.80
1	Seneca Designs	West Fork - West Millford rt 36	1	Bi-Weekly	2	\$79.79	\$159.58	4.9	8	2.46	
2	Seneca Designs	West Fork River - Snyder rt 19	1	Bi-Weekly	2	\$79.79	\$159.58	4.9	8	2.46	
3	Seneca Designs	Tygart River Camp Towles	1	Monthly	1	\$79.79	\$79.79	2.5	8	2.46	
4	Seneca Designs	West Fork River - Good Hope	1	Bi-Weekly	2	\$79.79	\$159.58	4.9	8	2.46	
5	Seneca Designs	Uffington - Monongahela River	1	Bi-Weekly	2	\$79.79	\$159.58	4.9	8	2.46	
6	Seneca Designs	Mason	1	Weekly	4	\$79.79	\$319.16	9.8	8	2.46	
7	Seneca Designs	Dixon - Core	1	Bi-Weekly	2	\$79.79	\$159.58	4.9	8	2.46	
8	Seneca Designs	Scotts Ford - Tygart River	3	Weekly	4	\$79.79	\$319.16	9.8	8	2.46	
9	Seneca Designs	Mill Creek	3	Bi-Weekly	2	\$79.79	\$159.58	4.9	8	2.46	
10	Seneca Designs	Burrit Bridge	3	Bi-Weekly	2	\$79.79	\$159.58	4.9	8	2.46	
11	Seneca Designs	Beverly	3	Bi-Weekly	2	\$79.79	\$159.58	4.9	8	2.46	
12	Seneca Designs	Holly Meadow Bridge	1	Weekly	4	\$79.79	\$319.16	9.8	8	2.46	
13	Seneca Designs	Fort Martin	1	Weekly	4	\$79.79	\$319.16	9.8	8	2.46	
14	Seneca Designs	St. George	1	Weekly	4	\$79.79	\$319.16	9.8	8	2.46	
15	Seneca Designs	Bendale Bridge	1	Bi-Weekly	2	\$79.79	\$159.58	4.9	8	2.46	
17	Seneca Designs	Icea Ferry	1	Bi-Weekly	2	\$97.10	\$194.20	6.0	8	2.99	
18	Seneca Designs	Jacksons Mill	3	Bi-Weekly	2	\$79.79	\$159.58	4.9	8	2.46	
				43		\$3,485.59	106.6			\$27,724.75	853.07
1	SW Resources	Fish Creek	1	Bi-Weekly	2	\$88.09	\$176.18	5.4	8	2.71	
2	SW Resources	Grantsville	6	Bi-Weekly	2	\$88.09	\$176.18	5.4	8	2.71	
3	SW Resources	Creston	6	Bi-Weekly	2	\$88.09	\$176.18	5.4	8	2.71	
4	SW Resources	Leading Creek	6	Bi-Weekly	2	\$88.09	\$176.18	5.4	8	2.71	
5	SW Resources	Glenville	6	Bi-Weekly	2	\$88.09	\$176.18	5.4	8	2.71	
6	SW Resources	Rt 5	6	Bi-Weekly	2	\$88.09	\$176.18	5.4	8	2.71	
7	SW Resources	Spring Valley	6	Bi-Weekly	2	\$88.09	\$176.18	5.4	8	2.71	
8	SW Resources	Old Senoma Bridge	6	Bi-Weekly	2	\$88.09	\$176.18	5.4	8	2.71	
9	SW Resources	Leachtown	6	Monthly	1	\$88.09	\$88.09	2.7	8	2.71	
10	SW Resources	Sugar Creek	6	Bi-Weekly	2	\$88.09	\$176.18	5.4	8	2.71	
11	SW Resources	Indian Creek	6	Bi-Weekly	2	\$88.09	\$176.18	5.4	8	2.71	
12	SW Resources	Josephs Mills #1	6	Bi-Weekly	2	\$88.09	\$176.18	5.4	8	2.71	
13	SW Resources	Josephs Mills #2	6	Monthly	1	\$88.09	\$88.09	2.7	8	2.71	
14	SW Resources	Cisco	6	Bi-Weekly	2	\$88.09	\$176.18	5.4	8	2.71	
15	SW Resources	Haight Site	6	Bi-Weekly	2	\$88.09	\$176.18	5.4	8	2.71	
16	SW Resources	Rt 47 - South Fork	6	Bi-Weekly	2	\$88.09	\$176.18	5.4	8	2.71	
18	SW Resources	Belleville	6	Bi-Weekly	2	\$120.60	\$241.20	7.4	8	3.71	
19	SW Resources	Lock 19	6	Monthly	1	\$88.09	\$88.09	2.7	8	2.71	
				33		\$2,971.99	91.4			\$23,775.92	731.57

2019 Stream Access

WVARRF Work Center	Access Site	District	Visitation Frequency	Total Visits Per Month	Price Per Visit	Total Price Per Month	Total Hours Per Month	Total Months	Hours Per Site Visit	Annual Price	Total Annual Hours
1	Integrated Resources Justice	5	Bi-Weekly	2	\$79.70	\$159.40	4.9	8	2.45		
2	Integrated Resources Wyo	5	Bi-Weekly	2	\$79.70	\$159.40	4.9	8	2.45		
3	Integrated Resources Earling	5	Bi-Weekly	2	\$79.70	\$159.40	4.9	8	2.45		
4	Integrated Resources Three Mile Road	5	Bi-Weekly	2	\$79.70	\$159.40	4.9	8	2.45		
5	Integrated Resources Peach Creek	5	Bi-Weekly	2	\$79.70	\$159.40	4.9	8	2.45		
6	Integrated Resources Rocky Branch	5	Bi-Weekly	2	\$79.70	\$159.40	4.9	8	2.45		
7	Integrated Resources Chapmanville	5	Bi-Weekly	2	\$79.70	\$159.40	4.9	8	2.45		
8	Integrated Resources Laurel Lake	5	Bi-Weekly	2	\$780.00	\$1,560.00	48.0	8	24.00		
				16		\$2,675.60	82.3			\$21,406.40	658.66
										<u>\$212,406.16</u>	<u>6,535.5742</u>